



Feidhmeannacht um Dhaoine ar Easpa
Dídine Réigiún Bhaile Átha Cliath
Dublin Region Homeless Executive

Homeless Finance

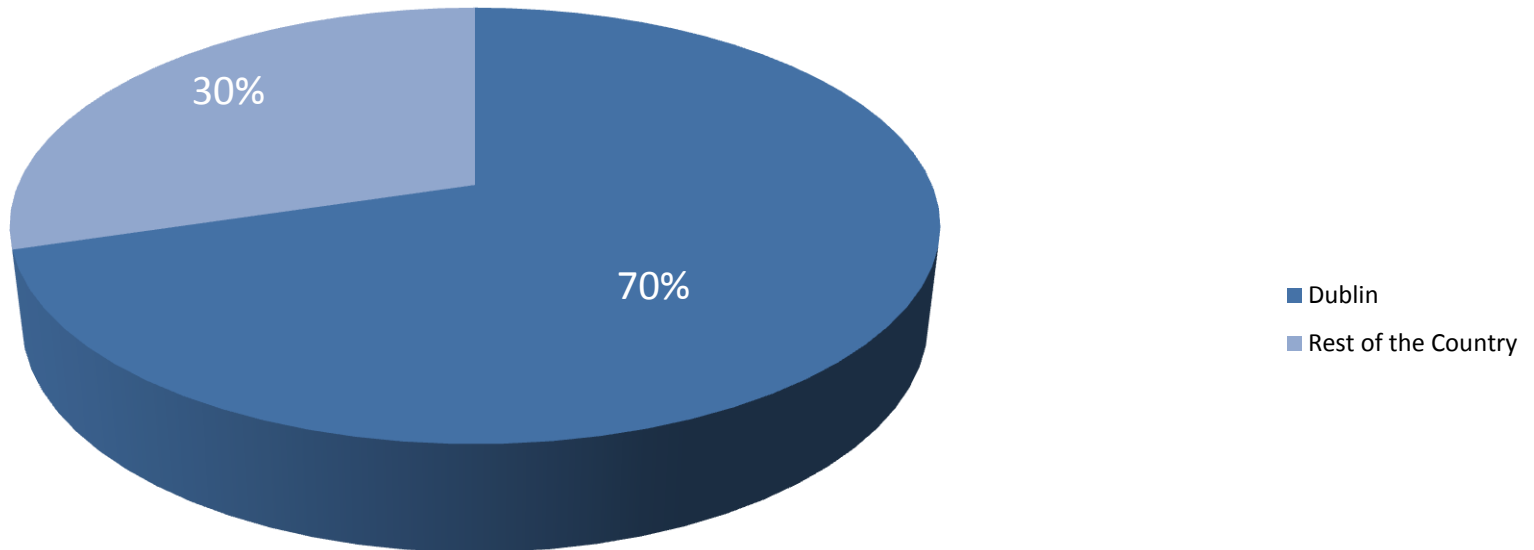
Report to Finance SPC

20th September 2018



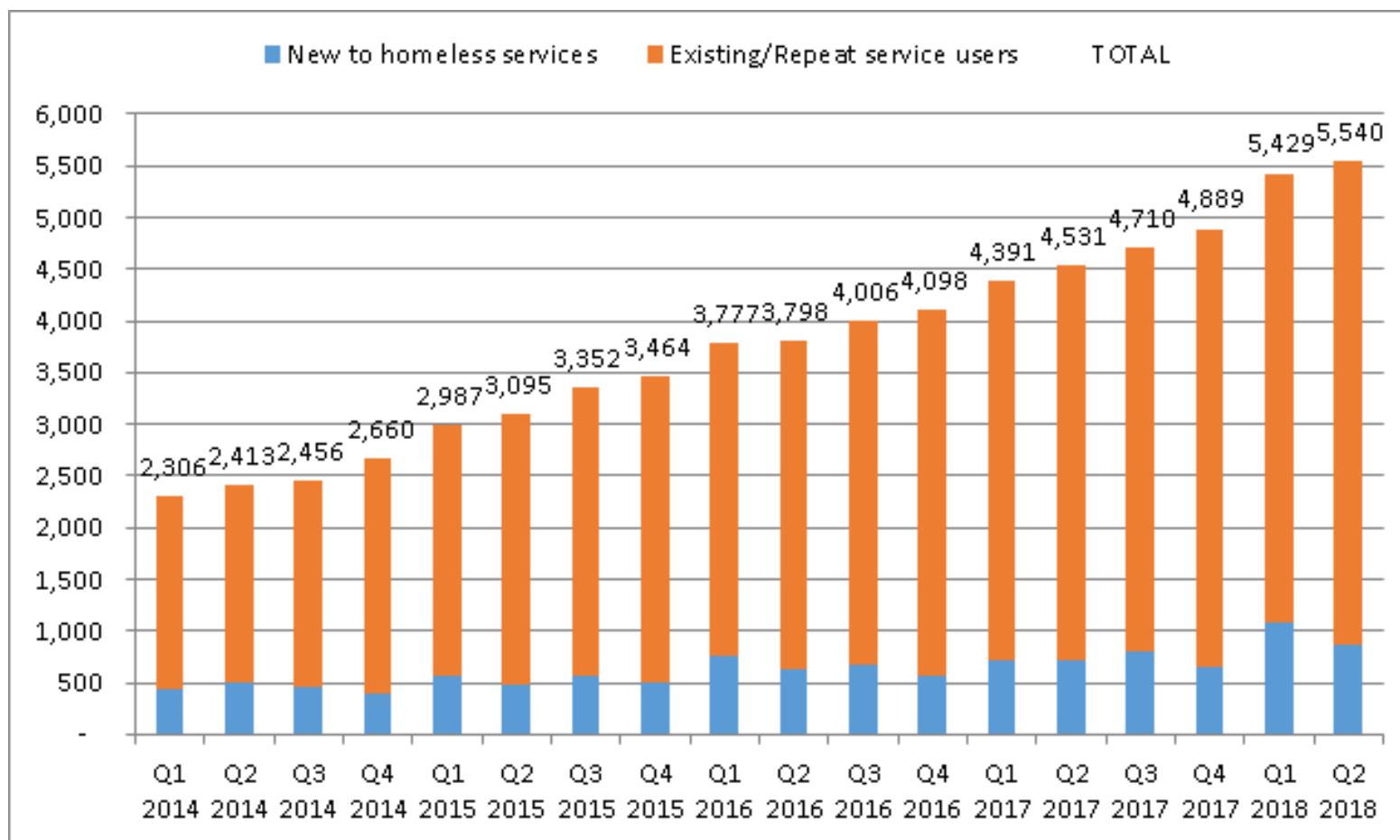
Homelessness in Ireland – June 2018

National Homeless: 9,872

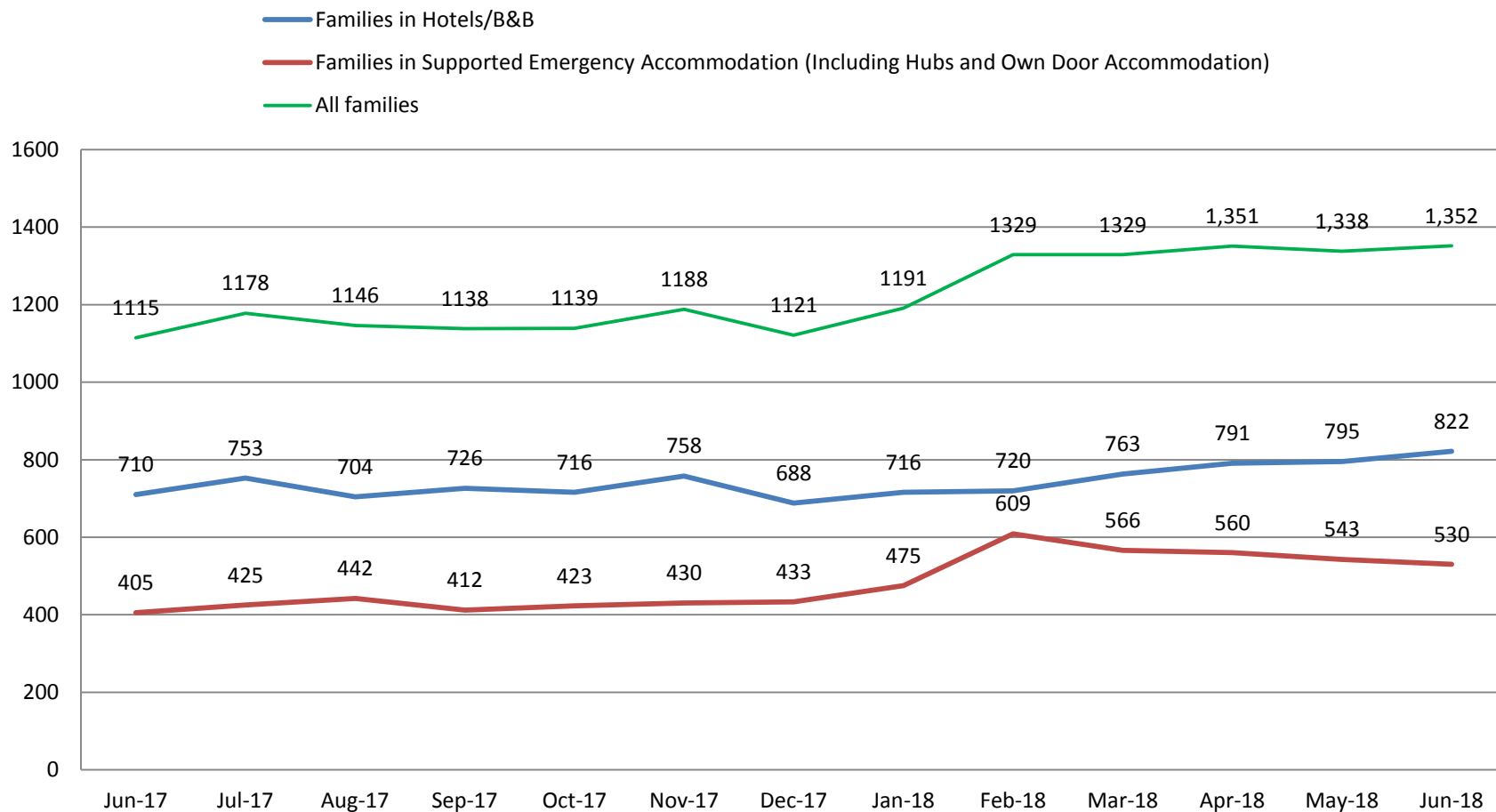


Dublin = 68% adults (4,083); 75% children (2,858) = 6,941

Adult Emergency Accommodation Use in Dublin Region – Q2 2018



Family Accommodation Type



Monthly Family Presentations

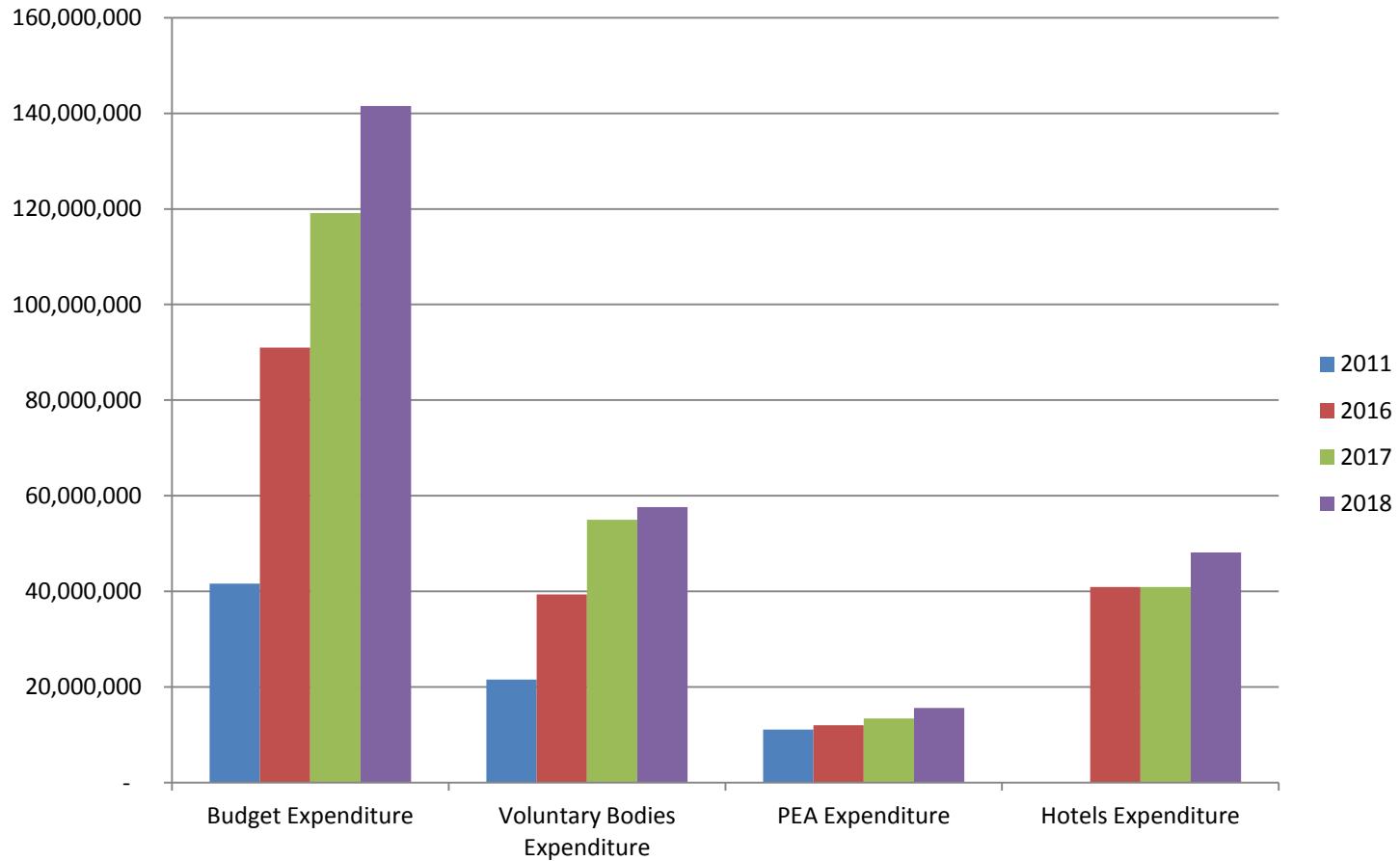
Month	Presentations	Preventions	Entered EA*	Exits
Jan-18	179	70	109	77
Feb-18	185	83	102	61
Mar-18	144	62	82	39
Apr-18	181	91	90	45
May-18	169	90	79	38
Jun-18	233	141	92	63

*EA = Emergency Accommodation

Homeless Finance – What we do

- Prepare Annual Budget – Second Biggest Section Budget in DCC
- Budget Monitoring & Reporting
- Year End Accounting & Local Government Auditor
- DHPLG Section 10 Protocol
- Voluntary Bodies - Service Level Agreements & Financial Returns
- Landlords, Hotels and General Payments
- Recoupment
- Procurement
- Finance & Governance Audit

The Homeless Budget has grown from €41.6m in 2011 to €142.3m in 2018





2018 Budget

2018 - Adopted Budget			
Expenditure		Income	
Homeless Hotels	48,135,243	DHP&LG	118,149,253
Homeless Family Hubs	11,452,445	Dublin LA's	6,000,000
Homeless Voluntary Bodies	57,638,689	Other (HSE/Health & Misc)	1,174,064
Homeless Admin/Services	9,528,755		
Homeless PEA	15,635,102	Total Income	125,323,317
		DCC Contribution	17,066,917
Total Expenditure	142,390,234	Total Income	142,390,234

Claims to DHPLG/Paid to Date

- Homeless HAP 2017/ 2018

	2017	2018
<i>Claimed</i>	€10,575,688	€4,679,471
<i>Paid</i>	€6,999,113	€1,533,131
<i>Outstanding</i>	€3,576,575	€3,146,340

- Protocol Financial Report

Q1 2018

Claimed	€32,977,353
Paid DoHPLG	€30,000,000
Paid Other Local Authorities	€1,500,000
Outstanding	€1,477,353






Q2 2018

Claimed	€35,525,466
Paid DoHPLG	€15,000,000
Paid Other Local Authorities	€1,500,000
Outstanding	€19,025,466

- Movement in Government Debtor

Year Ending 31/12/2016	Year Ending 31/12/2017
DebtorBalance €4,983,219	DebtorBalance €24,266,066
Paid €4,983,219 June 2017	Paid €24,266,066 April 2018
Outstanding €0	Outstanding €0

Analysis of Homeless Expenditure

Description	2018 - Adopted		2018 - Revised		2019 - Estimated	
	Budget	% Share	Budget	% Share	Budget	% Share
Expenditure	142,390,234		144,409,788		151,078,404	
Income						
DoHP&LG	118,149,243	83.0%	120,168,797 	83.2%	126,837,413	84.0%
Dublin LA's	6,020,000	4.2%	6,020,000	4.2%	6,020,000	4.0%
Other (HSE/Health & Misc)	1,154,074	0.8%	1,154,074	0.8%	1,154,074	0.8%
Total Income	125,323,317 	88.0%	127,342,871 	88.2%	134,011,487	88.7%
DCC Contribution	17,066,917	12.0%	17,066,917	11.8%	17,066,917	11.3%
Total Expenditure	142,390,234 	100.0%	144,409,788 	100.0%	151,078,404	100.0%



Feidhmeannacht um Dhaoine ar Easpa
Dídine Réigiún Bhaile Átha Cliath
Dublin Region Homeless Executive

Thank You

